

Hollowmaster


The Robert Sorby Hollowmaster has a flat underside which provides exceptional control and stability when hollowing and is suitable for end grain and bowl work. It is supplied with two interchangeable tips for hollowing and scraping.

Equipment

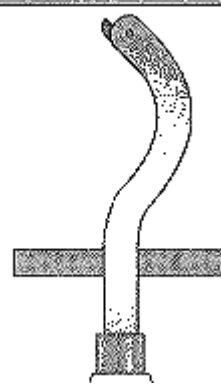


Lathe Set-up

1. With the tool rest set on centre, place the flat underside of the Hollowmaster on the rest.

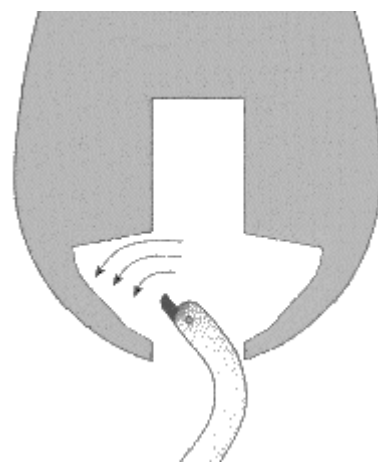



2. Always use the tool with the straight part of the shaft on the tool rest.

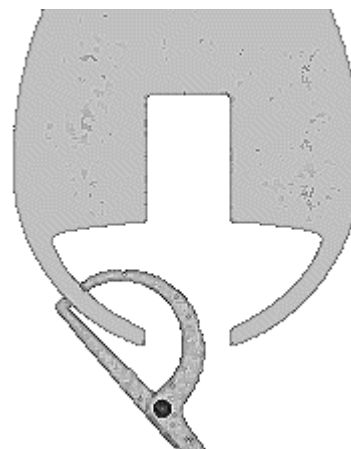


Tool-use

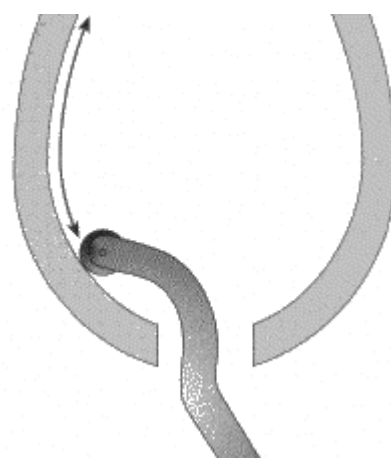
1. An initial centre hole can be pre-drilled.



2. To form an initial shape, use sweeping cuts from the centre outwards.



3. Stop and check the wall thickness at regular intervals.



4. A smooth finish is achieved using the scraper tip.

Safety

Always switch the lathe off to clear shavings.



Sharpening



Both tips can be sharpened using a flat sharpening stone.